


 PEGASUS.


W1500N

2 OR 3-needle, flatbed,
interlock stitch machines



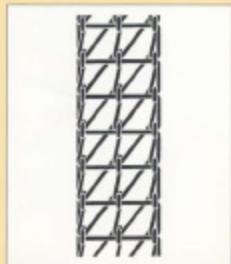
Introducing the Advanced W1500N Series!

Thanks to their high versatility, the W1500N Series responds to our customers' needs. These machines can handle various tasks and perform effectively for a wide variety of applications.

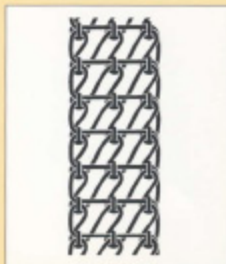


Point 1 One machine can produce both tight and soft stitches.

Newly introduced needle thread take-up mechanism. The texture of stitches can be changed by switching the direction of the installed cam (up or down).



Tight seam



Soft seam

Point 2 Excellent oil blocking effectiveness protects your important sewn products from oil stains.

Equipped with an oil blocking mechanism in each related area, such as the oil seal and the needle bar enclosed in the machine, the W1500N Series protects sewn products from oil stains, thus reducing stain removal operations. Therefore, productivity is increased, and quality sewn products are achieved.



Cam : Upper position (Tight seam)



Cam : Down position (Soft seam)





W1500N Specifications

No. of needles:	2-3 needles
No. of threads:	3-5 threads
Needle space:	2-needle machines (3.2mm, 4.0mm, 4.8mm, 5.6mm, 6.4mm)* 3-needle machines (5.6mm, 6.4mm)
Main feed dog's movement amount:	Max. 4.4mm
Differential feed ratio:	1:0.5 - 1:1.3
Presser foot lift:	Max. 6.3mm
Machine speed:	Max. 6,000 rpm

*5.6mm and 6.4mm gauges are achieved by removing the middle from the machines with gauges 3-needle machines.

**Depends on sewing conditions.

Point 3 The presser foot keeps pace effectively with the machine speed and increases quality of the sewn products.

Newly introduced tilt adjustments. Tilt adjustments can be made on the operator's side of the presser foot. Therefore, these machines can go through the cross seam sections smoothly. Thanks to this feature, an increase in quality is achieved.



Point 4 The W1500N Series includes versatile subclasses. -01 type

These machines can be employed for covering and hemming by attaching accessories.



Plain seam



For covering



For hemming

Safe design for users increases operating efficiency.

Oil circulation check

Can be easily conducted from the outside of the machine during sewing.

New type of thread guide

Prevents the thread from winding around the handwheel.


The handwheel is located on the upper shaft.

Thanks to this feature, operating the handwheel is easy during maintenance operations, such as when replacing the needle and/or the thread, etc.

Oil level checking window


Easily lets you know when to add oil.

Features include a large-sized eye guard that does not obstruct sewing operations.




The eye guard also covers the left side of the needle. This enhances safety during sewing.

The side cover can be opened/closed.



The side cover can be opened/closed, so maintenance operations, such as adjusting the looper, are easy.





Close-up

■ Responding to users' needs for ease of operation, these machines provide lots of easier-to-use features.

- Equipped with a micro-adjuster that effortlessly makes fine adjustments for the looper front-to-back position.
- Intermittent differential feed ratio adjustments are possible.
- Push button type stitch length adjustments are possible.

■ Adopts rust-resistant parts.

Parts are surface-coated with special material. Thanks to this coating, the parts are not deteriorated by the fabric processed with chemicals and/or dye.

■ Equipped with the devices that achieve uniform quality

Needle and thread cooling device (HR device)

The needle temperature rises due to the friction when the needle penetrates the fabric on high speed machines, causing thread breakage and/or skipped stitches. The W1500N Series is equipped with a HR device. This device reduces the needle point temperature, and helps the thread go through the machine smoothly. Therefore, the machines produce uniform stitches, achieving uniform quality of sewn products.

Fabric edge trimmer (FT device)

(Included only in the -05 type)

Trims the edge of the fabric while interlock stitch machines perform an operation. The fabric edge is evenly and neatly finished.

Elastic lace feeder (MD device)

(Included only in the -05 type)

Feeds the proper amount of elastic or lace according to the machine speed. Therefore, even if the machine speed changes, the feeding amount of elastic is kept constant in accordance with that of the fabric. Beautifully finished products are obtained.



W1500N Devices

■ Thread trimmer (UT)

All you have to do is press the treadle with the heel. Threads are cut easily. There is no need for the operator to cut the threads using scissors when sewing is completed. This feature greatly enhances operation efficiency. If this device includes the presser foot lift function, which raises the presser foot automatically after the thread is cut, the operator can place the next fabric quickly.

Underbed thread trimmer

Cuts the needle and looper threads. The needle thread is raised from the needle plate using the needle thread wiper, so the operator can proceed immediately to the next operation.

Two types of drive methods are available, pneumatic and electric.

Top cover thread trimmer

Cuts the top cover thread while the underbed thread trimmer cuts the needle and looper threads. This trimmer eliminates the tedious job of manually cutting the top cover thread, dramatically increasing efficiency, especially when a top cover thread is employed for an operation. The pneumatic type of drive method is available.

■ Tape/Thread chain cutter (TK)

Cuts the tap and/or thread chain at the start and end of sewing. Pressing the switch (knee switch) lowers the knife that cuts the tape and/or thread chain. No scissors are needed. Operation efficiency is greatly increased. Two types of drive methods are available, pneumatic and electric.





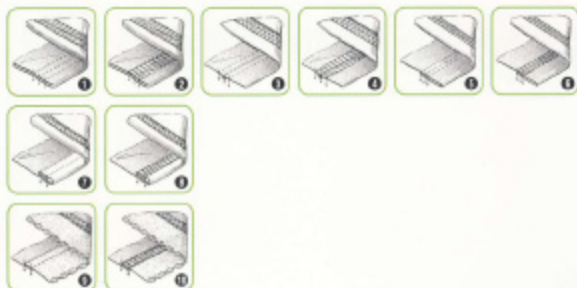
W1500N Subclasses

Seam	Type of machine	Model	No. of needles	No. of threads	Needle space (mm)	Max. machine speed (rpm)	Remarks
Versatile							
①①①	Versatile machines for various applications, such as plain seaming, covering, hemming	W1562N-01G	2+3	3-5	3.2, 4, 5.6, 6.4	6,000	4-lew feed dog wide width 4-lew feed dog narrow width The guides for covering, hemming
①①②		W1562N-01J	3	5	5.6, 6.4		
Binding tape							
①①	Binding tape on leg openings of briefs, neck openings of T-shirts	W1562N-02G	2+3	3-5	3.2, 4, 4.8 5.6, 6.4	6,000	Tape guide assembly
Attaching lace/elastic							
①②	Attaching lace and/or elastic lace to women's underwear and similar garments	W1562N-05B	2+3	3-5	3.2, 4, 5.6, 6.4	5,500 (M6.9/W)	Fabric edge trimmer, Lace/elastic feeder, Reel stand assembly


* If you use the machine as a 2-needle machine with a needle space of 5.6 mm and 6.4mm, remove the middle needle from a 3-needle machine.

** The maximum machine speed varies according to sewing conditions.

*** If you use the machine with a differential feed ratio of more than 1.1:3, the main feed dog's movement amount should be less than 3.2 mm.



Model	Fabric weight			Chart							
	Light	Medium	Heavy	T-shirt	Polo shirt	AFKite wear	Under shirt	Briefs	Panties	Lingerie	Baby wear
W1562N-01G				•	•	•	•				•
W1562N-01J				•	•	•	•				•
W1562N-02G				•	•	•	•	•	•		•
W1562N-05B									•	•	•



PEGASUS SEWING MACHINE MFG.CO.,LTD.
 5-7-2,Sagisu,Fukushima-ku,Osaka 553-0002,Japan
 Phone:81-6-6458-4739 Telefax:81-6-6454-8785
<http://www.pegasus.co.jp>

© The specification and/or appearances of the equipment described in this catalog is subject to change because of modification without previous notice.