



PEGASUS®

W 1600P

SERIES

2 or 3 needle, cylinder bed, interlock stitch machine



W 1600P
SERIES

“Oil Barrier” type

Step up to “Plus”

“Oil Barrier” type, Cylinder bed, interlock stitch machines Multi Thread Control System adoption




Point

01

"Oil Barrier" type machines that completely block oil leakage. Adopting a state-of-the-art "Oil Barrier" technology!

- The needle bar and looper shaft include a newly designed seal and recently developed bushing, exerting dramatic "Oil Barrier" effectiveness, preventing oil leakage and oil splashes. And maintenance is very simple and easy, such as change the oil seal.
- This "Oil Barrier" feature completely blocks even one drop of oil leaking from the needle bar and even while the machine is stopped at night.
- Thanks to this stable lubrication and high "Oil Barrier" effectiveness, the MLS plus type machines protect your important sewn products against oil stains.



Point


02

You can select tight or soft stitches.

- Equipped with a new needle thread take-up mechanism by MULTI THREAD CONTROL SYSTEM (patented.), which is the first of its kind in the sewing machine industry.
- All you have to do is switch the direction in which the needle thread take-up is installed, as shown below. One machine can produce both tight and soft stitches.

Tight seam

Soft seam




Point

03

Light to heavy material.


- Needle bar stroke can be changed easily. So, the machine can sew from light to heavy materials.




Close-up

User-friendly design that responds to the users' needs for ease of operation

The W1600P series machine have been developed with safety in mind, such as the large-size eye guard.



The whole looper thread take-up bracket can be removed, so maintenance, such as cleaning, is easy.



Thanks to the newly introduced tilt adjustments that can go through the cross seam sections smoothly.



W1600P Devices

Thread trimmer (UT)

All you have to do is press the treadle with the heel. Threads are cut easily. There is no need for the operator to cut the thread using scissors when sewing is completed. This feature greatly enhances operation efficiency.

Underbed thread trimmer

Cuts the needle and looper threads. Two types of drive methods are available, pneumatic and electric.




Top cover thread trimmer

This trimmer eliminates the tedious job of manually cutting the top cover thread, dramatically increasing efficiency.









Presser foot lifter (PL)

Pressing the treadle with your heel raises the presser foot. This device is easy to use, thus decreasing productivity



◆ W1600P Subclasses

		 No. of needle	 No. of threads	 Needle space (mm)	 Max. machine speed (rpm)	Standard equipment / Accessories	Option	Remarks
Versatile machines for various applications, (plain seaming, bind tape, covering, hemming)	W1662P-01G	2·3	3·4·5	4.0 · 4.8 5.6 · 6.4	6,000	Hemming guide, Binder bracket, Covering guide		
Covering	W1662P-03F -03G	2·3	3·4·5	5.6 · 6.4	6,000	Covering guide (Flattening out overlock seam, Folding over overlock seam)	Thread trimmer (UT)	-03F : Flattening out overlock -03G : Folding over overlock seam
Hemming	W1662P-08A -08B	2·3	3·4·5	4.8 · 5.6 6.4	6,000	Hemming guide		-08A : Narrow hemming -08B : Wide hemming
	W1662P-35B				5,000	Hemming guide Fabric edge trimmer (FT)		



* 5.6mm and 6.4mm gauges are achieved by removing the middle needle from the machines with gauges 3-needle machines.

* Machine speed may change depending on sewing conditions.

Ordering information

W1662P- **01G** × **3** **56** **B** **S** / **UT** **○** **○**

① ② ③ ④ ⑤ ⑥

- ① Subclass
- ② No. of needle
- ③ Needle space
- ④ Needle plate finger : B = For standard stitch length (1.8-2.2mm)
C = For coarse stitch length (2.5mm or more)
- ⑤ Needle plate finger thickness : S = 2.8mm For tight seam
T = 3.3mm For soft seam
- ⑥ Devices



"MP" is a registered trademark or a trademark
of Pegasus Sewing Machine Mfg. Co., Ltd. in Japan.



PEGASUS SEWING MACHINE MFG. CO., LTD.

5-7-2 Sagisu Fukushima-ku, Osaka 553-0002 Japan
TEL : +81-6-6458-4739 / FAX : +81-6-6454-8785
URL : <http://www.pegasus.co.jp>

* The specification and/or appearances of the equipment described in this catalog is subject to change without previous notice.

W 1600P SERIES



2 or 3 needle, cylinder bed, interlock stitch machine