

2 or 3-needle Flatbed Interlock Machine

 **PEGASUS®**

W500

SERIES



The nice interrelation of
Hi-technology and
Human sensibility.
This is the main theme of
Pegasus new products.

Conducting the Pursuit of Fine Finish with a Good Sense Decorative Stitch—Good to see and soft to the skin


Fine stitch contrived by Pegasus, reputed as a quality maker, corresponds to a wide range of sewing, not only to delicate inner wear but to outer wear. And it meets the need in era of high quality with a good sense in the days to come.

Consistent and fine stitch provided by any thread

Needle thread takeup, top spreader, looper thread takeup and needle guard mechanism are improved and applied to all kinds of thread. In addition, provides more consistent and fine stitches.

Unique movable needle guard from Pegasus

The looper scoops up the needle thread accurately and timely. The needle guard protects the needle even when sewing thick cross seams, so there is no contact between the needle and looper, and both are protected from damage.



PEGASUS
TYPE # 562-1025B
P/E 240
DIRE. TO 410/210 369

One touch operation looper thread threading

At a gentle touch of the push-button in front of you, the looper thread takeup guide pops up for easier looper thread threading.

- Equipped with oil filter
- Equipped with HR device



A perfect line-up of subclasses applicable to various kinds of decorative stitch

W500 Series fills up many kinds of subclass that meet any kind of decorative stitches. And applicable to high quality and a wide range of application.



Plain Seaming-01



With top cover thread



Without top cover thread

Basic model for the W500 Series. An interlock machine with top cover thread. Flatbed causes to sew easily and beautifully even large fabrics and heavy weight fabrics.

W562-01C

Basic type interlock machine with top cover thread.

W562-01D

4-needle machine for plain seaming.

Tape Binding-02



With top cover thread



Without top cover thread

For tape binding on underwear and T-shirts, etc. The bed allows the binder to be placed in position horizontally for smoother tape feeding. Adopts the feed dog and the presser foot specified for tape binding.

The gauge parts are also specifically designed for smoother binding operation. Provides fine seaming finish even in the area of cross seams on the material such as flies of briefs or shoulder seam of T-shirts.

W562-02B/TK400

Flatbed machine with top cover thread for tape binding.

A model equipped with tape cutter.

W562-02S/TK410

For tape binding. A model equipped with short-cut type of tape cutter. ※ The binder is optional.

Covering-03



With top cover thread



Without top cover thread

For covering on sweatwear or sportswear. With a stitch guide on the presser foot and the needle plate, the covering can be finely distributed along the plain seams to provide consistent covering with uniform seams. The feed dog is also specially designed to provide better covering.

Two types of the stitch guide width are available:

1. For light weight fabrics (D)
2. For heavy weight fabrics (E)

W562-03E

Flatbed machine with top cover thread for covering.

Attaching Elastic Lace-05/MD



With top cover thread



Without top cover thread

For attaching elastic lace to panties, slimmer, etc. It feeds out elastic lace at a constant speed to provide high quality. It is equipped with fabric trimmer, which trims edges of the area where two pieces of fabric are sewn together. Also it is equipped to provide constant elastic lace feeding amount to ensure fine finish.

W562-05C/FT140/MD001/TK300

Flatbed machine with top cover thread for attaching elastic lace.

A model equipped with fabric trimmer, metering device and automatic tape cutter.

W562-05S/FT140/MD002/AT310

For attaching elastic lace.

A model equipped with short-cut type of tape cutter.

Attaching Lace-06

With top cover thread



Without top cover thread

For attaching decorative lace on slips, slimmer, etc. For lace guide, the lace up to 8cm width is available.

W562-06B/LG210

Flatbed machine with top cover thread for attaching lace. A model equipped with lace guide.

Attaching Elastic Lace-07/MD

With top cover thread



Without top cover thread

For attaching elastic lace on panties, brassieres, etc. The feeding amount of the metering device can be easily adjusted, and the necessary amount of elastic lace is fed out accurately.

W562-07B/MD001/TK300

Flatbed machine with top cover thread for attaching elastic lace.

A model equipped with metering device and automatic tape cutter.

Hemming Bottoms-08

With top cover thread



Without top cover thread

For hemming bottoms for T-shirts, underwear, sportswear, etc. Equipped with a special guide for hemming to ensure fine finish.

W562-08A

Flatbed machine with top cover thread for hemming bottoms.

Stitching Heavy Weight Fabric-21

With top cover thread



Without top cover thread

For decorative stitching on sweaters, cardigans, sweatwear, etc. In response to the sewing heavy weight fabric, the needle bar stroke is made bigger.

W562-21B

Flatbed machine with top cover thread for decorative stitching on heavy weight fabrics.

Angled Decorative Stitching-82



For angled decorative stitching on girdles, patchwork, etc. Adopts a new mechanism of retractable chaining-off finger. Fine stitches can be obtained on both surface and back side.

W562-82/UT405

Flatbed machine with top cover thread for angled decorative stitching. A model equipped with top and under thread trimmer.




Labor Saving Devices

Pegasus offers a wide variety of labor saving devices to maximize productivity and quality. You can choose the most suitable device to meet your demands now.

UT


Thread trimmer

This device eliminates the use of scissors allowing you to concentrate on sewing operation. The result is a boosted efficiency.



Top and underbed thread trimmer

This trimmer cuts needle thread, looper thread and even top cover thread simultaneously. Especially for trimming of sewing with top cover thread. Located at the left side of the arm to adjust easily and not to limit presser foot lift. (pneumatic)



Underbed thread trimmer

This trimmer cuts fast the needle thread and looper thread when the pedal is heeled. The needle thread and presser foot are lifted up by the wiper after trimming, so that the fabric can be set up in no time. (pneumatic/electric)



PL

Presser Foot Lifter

This device lifts up the presser foot pneumatically instead of the operator. The presser foot is lifted up when the pedal is heeled backward.



AT

Automatic Tape Cutter

A device that has completely automated tape cutting in the process of attaching tape. Since the operator can concentrate on sewing, it boosts productivity a great deal. By pre-setting controller switch, any of the following 3 types of cutting method can be selected: 1. At the start of the seam. 2. At the end of seam. 3. At both the start and end of the seam.



TK

Tape Cutter

Chain cutter with its switch-operated knife that can be brought down to cut the material. Cuts tapes as shoulder seam or piping as well as thread chains. 2 types of TK device are available according to the application.

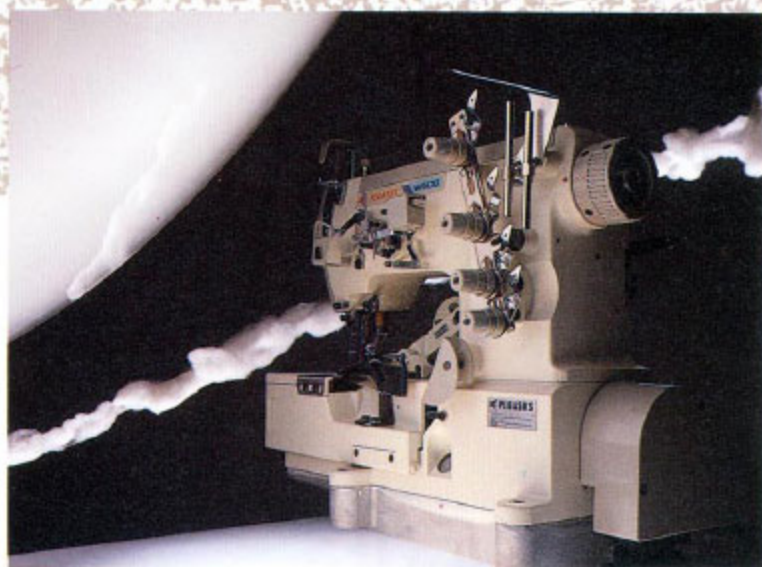
1. Electric knee switch type
2. Pneumatic knee switch type



KH

Flat Type Vacuum Chain Cutter

The chain cutter equipped with a horizontal suction inlet immediately behind the presser foot. The power to suck in the thread chain is tremendous and wide thread chain or thread chain of double chain stitch, bulky thread, woolen yarn can be smoothly sucked in.



W500 Series

● Ordering information

W562 - 01C A × 2 40

1
 2
 3
 4

2 Needle plate

- A Suitable for the fine stitch length (1.7mm or less) obtained with a tight needle thread tension
- B For standard stitch length (1.8mm - 2.3mm)
- C Suitable for the coarse stitch length (2.5mm or more) obtained with a loose needle thread tension



Application	Subclasses	No. of needles	No. of threads	Needle space (mm)	Max. stitch length (mm)	Diff. feed ratio	Presser foot lift (mm)	Max. speed (rpm)	Remarks
Plain seaming	W562 - 01CB	2	4	2.4 • 3.2 • 4 • 4.8 • 5.6 • 6.4	4.4	0.5~1.3	6.3	6,000	
		3	5	4.8 • 5.6 • 6.4			5		
Binding tape	W562 - 02BB	2	4	2.4 • 3.2 • 4 • 4.8 • 5.6 • 6.4	4.4	0.5~1.3	6.3	6,000	- 02S: For short - cut of tape cutter
		3	5	4.8 • 5.6 • 6.4			5		
Covering	W562 - 03DB	2	4	4 • 4.8 • 5.6 • 6.4	4.4	0.5~1.3	6.3	6,000	- 03D: For light weight fabric
		3	5	4.8 • 5.6 • 6.4			5		
	W562 - 03EB	2	4	4 • 4.8 • 5.6 • 6.4	4.4	0.5~1.3	6.3	6,000	- 03E: For heavy weight fabric
		3	5	4.8 • 5.6 • 6.4			5		
Attaching elastic lace	W562 - 05CB	2	4	2.4 • 3.2 • 4 • 4.8 • 5.6 • 6.4	4.4	0.5~1	5.3	5,500 (With MD 5,000)	With fabric trimmer
		3	5	4.8 • 5.6 • 6.4			5		
	W562 - 07BB	2	4	4 • 4.8 • 5.6 • 6.4	4.4	0.5~1.3	5.3	5,000	Without fabric trimmer
		3	5	4.8 • 5.6 • 6.4			5		
Attaching lace	W562 - 06BB	2	4	3.2 • 4 • 4.8 • 5.6 • 6.4	4.4	0.5~1.3	5.3	6,000	
		3	5	4.8 • 5.6 • 6.4			5		
Hemming bottoms	W562 - 08AB	2	4	4 • 4.8	4.4	0.5~1.3	6.3	6,000	
		3	5	5.6 • 6.4			5		
Stitching heavy weight fabric	W562 - 21BB	3	5	5.6 • 6.4	3.3	0.5~1.3	7	5,000	
Angled decorative stitching	W562 - 82AB	2	4	2.4 • 4 • 4.8	4.4	0.5~1.3	6.3	6,000	
		3	5	5.6 • 6.4			5		
Attaching side pocket facing	W522A - 01F	2	5	6.4	3.3	0.5~1.3	6	5,000	
Attaching tape to fronts	W522 - 04A	2	4	9.5	4.4	0.5~1.3	6	5,000	
	W522 - 04B	2	4	6.4	4.4	0.5~1.3	6	5,000	
Pin tucking	W542 - 84AC	2	3	3.2	4.4	0.5~1.3	4.7	4,800	